

NP-completeness of generalized Kaboose

TETSUO ASANO¹ ERIK D. DEMAINE² MARTIN L. DEMAINE² RYUHEI UEHARA^{1,a)}

Received: August 28, 2011, Accepted: March 2, 2012

Abstract: Kaboose is a puzzle consisting of several square cards, each annotated with colored paths and dots drawn on both sides and holes drilled. The goal is to join two colored dots with paths of the same color (and fill all holes) by stacking the cards suitably. The freedoms here are to reflect, rotate, and order the cards arbitrarily, so it is not surprising that the problem is NP-complete (as we show). More surprising is that any one of these freedoms—reflection, rotation, and order—is alone enough to make the puzzle NP-complete. Furthermore, we show NP-completeness of a particularly constrained form of Kaboose related to 1D paper folding. Specifically, we suppose that the cards are glued together into a strip, where each glued edge has a specified folding direction (mountain or valley). This variation removes the ability to rotate and reflect cards, and restricts the order to be a valid folded state of a given 1D mountain-valley pattern.

Keywords: Kaboose, NP-completeness, origami, paper folding puzzle, silhouette puzzle

1. Introduction

Kaboose: The Labyrinth Puzzle is a puzzle created and developed in 2007 by Albatross Games Ltd., London^{*1}. This “multi-layer labyrinth” consists of four square cards; see **Fig. 1**. (In fact, each card is octagonal, but the pattern on it is a square.) Each card has holes drilled at different locations, and various colored paths and dots drawn on both sides. The goal is to arrange the cards—by rotation, reflection, and stacking in an arbitrary order—to create a continuous monochromatic path between the corner dots of the same color that is visible on one side of the stack. That is, in Kaboose, we have many combinations of choices to solve the puzzle. We can rotate and reflect each card, and change the order of layers in any way. Many possible combinations of these basic operations make this simple puzzle with only four cards more difficult than it appears at first glance. On the other hand, since we have three different basic operations, it is hard to determine what makes this puzzle difficult. The goal of this paper is to understand what makes this puzzle NP-complete, when generalized to n cards instead of four.

Kaboose is an example of a broader class of puzzles in which patterned pieces with holes must be arranged to achieve some goal, such as monochromatic sides. For example, Albatross Games Ltd. places Kaboose in a series of puzzles called *Transposers*^{*2}, which all have this style. See Ref. [5] for descriptions, and Ref. [11] for the relevant patent. Our NP-hardness proofs for Kaboose immediately imply NP-completeness for this general family of puzzles, though there are likely other special cases of interest.

An earlier form of this type of puzzle is a *silhouette puzzle*



Fig. 1 The four Kaboose cards and one of the ten solutions.

zle, where pieces are regions with holes (no pattern beyond opaque/transparent) and the goal is to make a target shape. Perhaps the first silhouette puzzle, and certainly the best known, is the “Question du Lapin” or “Rabbit Silhouette Puzzle,” first produced in Paris around 1900 (see p.35 in Ref. [7]). **Figure 2** shows the puzzle: given the five cards on the left, stack them with the right orientations to obtain one of two different rabbit silhouettes. The puzzle can be played online^{*3}.

The freedoms in a silhouette puzzle are reflection and rotation of the cards; the card stacking order has no effect on the silhouette. (In fact, both rabbits can be obtained without reflecting the cards in Fig. 2, so that puzzle only needs rotation.) Are these freedoms enough for NP-completeness? We show that indeed sil-

¹ School of Information Science, Japan Advanced Institute of Science and Technology (JAIST), Nomi, Ishikawa 923–1292, Japan

² Computer Science and Artificial Intelligence Lab, Massachusetts Institute of Technology (MIT), Cambridge, MA 02139, USA

^{a)} uehara@jaist.ac.jp

^{*1} <http://www.transposer.co.uk/KABpage1.htm>

^{*2} <http://www.transposer.co.uk/>

^{*3} <http://www.puzzles.com/PuzzlePlayground/Silhouettes/Silhouettes.htm>

houette puzzles are NP-complete, even allowing just rotation or just vertical reflection of the pieces. Furthermore, we show that Kaboozle is NP-complete under the same restriction of just rotation or just vertical reflection.

But is reflection or rotation necessary for Kaboozle to be NP-complete? We show that Kaboozle is NP-complete even when the cards can only be stacked in a desired order, without rotation or reflection. We also show that Kaboozle is NP-complete when restricted to a class of orderings that arise from paper folding, as described below.

Our folding variation of Kaboozle is inspired by a 1907 patent [4] commercialized as the (politically incorrect) “Pick the Pickaninnies” puzzle [8]. This puzzle consists of a single piece, shown on the left of Fig. 3, with holes, images (stars), and crease lines. The goal is to fold along the crease lines to make an array of stars, as shown on the right. This type of puzzle severely limits the valid stacking orders of the parts, while also effectively forbidding rotation and reflection of the parts.

We consider a simple general puzzle along these lines, by restricting a generalized Kaboozle puzzle. Namely, we glue all the cards in the Kaboozle puzzle into a strip, and specify the folding direction (mountain or valley) on each glued edge (crease). Now the only freedom is to fold the 1D strip of paper down to a unit size, respecting the folding directions. This freedom is a weak form of the ordering of the cards; rotation and reflection are effectively forbidden.

This idea also comes from problems in computational origami. In polynomial time, we can determine whether a mountain-valley pattern on a 1D strip of paper can be folded flat, when the distances between creases are not all the same [1]. A recent notion is the *folding complexity*, the minimum number of simple folds required to construct a unit-spaced mountain-valley pattern (string) [2]. For example, n pleats alternating mountain and valley can be folded in a polylogarithmic number of simple folds and unfolds. On the contrary, the number of different ways to fold a

uniform mountain-valley pattern of length n down to unit length is not well-investigated. The number of foldings of a paper strip of length n to unit length has been computed by enumeration, and it seems to be exponentially large; the curve fits to $\Theta(3.3^n)$ (see the sequence number A000136 in The On-Line Encyclopedia of Integer Sequences [6]). However, as far as the authors know, the details are not investigated, and it was not known whether this function is polynomial or exponential. Recently, the last author showed theoretical lower and upper bounds of this function: it is $\Omega(3.07^n)$ and $O(4^n)$ [9]. These results imply that a given random mountain-valley pattern of length n has $\Theta(1.65^n)$ foldings on average, which is bounded between $\Omega(1.53^n)$ and $O(2^n)$. Related work of folding of a paper strip of length n can be found in Ref. [10].

Intuitively, the folding version of the Kaboozle puzzle seems easy. Perhaps we could apply the standard dynamic programming technique from one side of the strip? But this intuition is not correct. Essentially, the problem requires folding a 1D strip of paper, but the strip has labels which place constraints on the folding. Despite the situation being quite restrictive, we prove the problem is still NP-complete.

Therefore we conclude that the generalized Kaboozle problem is NP-complete even if we allow only one of ordering, rotation, or reflection of the cards, and in the ordering case, even if the ordering comes from a 1D strip folding.

2. Preliminaries

We generalize the number of the Kaboozle cards to $n + 1$. Each *card* is square, with some fragments of a path drawn on both sides, and some holes drilled into it. From the viewpoint of the complexity, we assume that each card can be encoded in constant space. For example, the coordinates of holes and fragments of a path are integers, and the height of a card is also a sufficiently large integer. To simplify, we also assume that the width of a card is a unit length. Hence these sizes have no effect on the complexity of the problems. We will use just one color of the path we have to join. The (potential) endpoints of a path are distinguishable from the other fragments. To simplify, we assume that the cards are numbered $0, 1, 2, \dots, n$. These $n + 1$ cards should be used in the puzzle. You cannot leave any cards unused.

A *strip* of the cards can be constructed as follows: for each $0 \leq i \leq n - 1$, the right side of the card i is glued to the left side of the card $i + 1$, and that side is called the $(i + 1)$ st *crease*. Each crease has a *label* “M” or “V” which means that the strip must be mountain folded or valley folded at the crease. (We define one

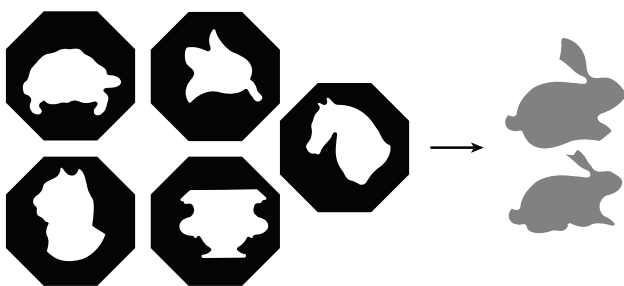


Fig. 2 The classic silhouette puzzle “Question du Lapin.”

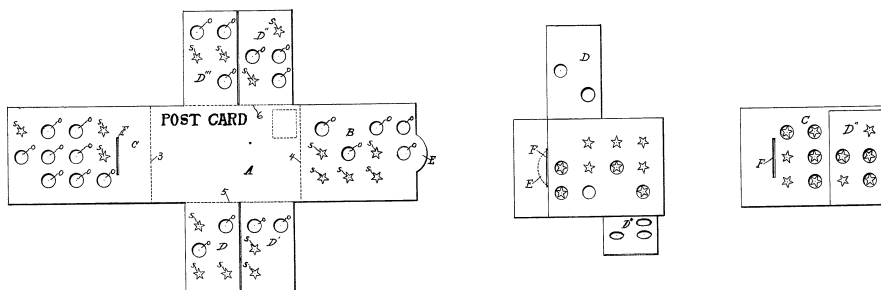


Fig. 3 Puzzle commercialized as “Pick the Pickaninnies.” Figure from Ref. [4].

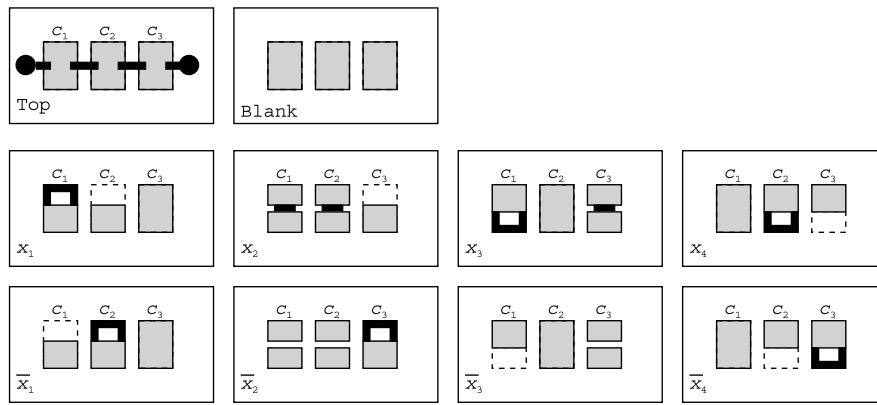


Fig. 4 Example of the reduction for $F(x_1, x_2, x_3, x_4) = (x_1 \vee x_2 \vee x_3) \wedge (\bar{x}_1 \vee x_2 \vee x_4) \wedge (\bar{x}_2 \vee x_3 \vee \bar{x}_4)$.

side of the strip as the *top side*, and creases are mountain or valley folded with respect to this side.) We assume that the label of the first crease is “M” without loss of generality, or otherwise specified. For a strip of the cards, a *folded state* is a flat folding of unit length (where the unit is the width of a card) such that each crease is consistent with its label. (We note that a folded state always exists for any string of labels [9].)

The main problem in this paper is the following.

Input: A strip of $n + 1$ Kaboozle cards, each with a label of length n .

Question: Determine whether the strip has a folded state that is consistent with the labels, and exactly one connected path is drawn on a surface of the folded state.

We begin with an observation for folding a unit pattern.

Observation 1 A strip of $n + 1$ cards with n creases has a unique folded state if and only if the crease pattern is a pleat, i.e., “MVMV...MV” or “MVMV...MVM.”

Proof. A pleat folding has no other folded state which can be shown by a simple induction on n since the card n can be stacked uniquely. Suppose that a mountain-valley pattern has a unique folded state. Without loss of generality, we assume that the first crease is a mountain. If the second crease is also a mountain, we have two folded states of the cards 0, 1, and 2: the paper layers stack from bottom as 2, 1, 3 or 2, 3, 1. Hence the second crease must be a valley. We can repeat the argument for each crease, and obtain the pleat pattern. ■

Using the pleats, we introduce a useful folding pattern for NP-completeness, namely, the *shuffle pattern* of length i : “(MV) ^{$i-1$} MM(VM) ^{$i-1$} ”^{*4}. By Observation 1, the left and right pleats are folded uniquely and independently. However, these pleats can be combined in any order to fold to unit length. Thus we have $\binom{2i}{i}$ distinct foldings of the shuffle pattern of length i . We note that the center card of the shuffle pattern of length i , the card $i + 1$ in our notation, always appears on one side of any folded state. We call this side the *top* of the shuffle pattern, and card $i + 1$ the *top card* (although it may come to the “bottom” in a natural folding).

3. NP-completeness of Generalized Kaboozle

It is easy to see that all the problems in this paper are in NP.

^{*4} Here we use the standard notation x^k for string repetition. For example, “(MV)³MM(VM)³” = “MVMVMVMVMVMVM.”

Hence we concentrate on the proofs of NP-hardness. Our reduction uses the following *1-in-3 SAT problem*.

Input: A conjunctive normal form (CNF) Boolean formula $F(x_1, \dots, x_n) = c_1 \wedge c_2 \wedge \dots \wedge c_m$, where each clause $c_i = (\ell_1^i \vee \ell_2^i \vee \ell_3^i)$ has three literals $\ell_j^i \in \{x_1, \dots, x_n, \bar{x}_1, \dots, \bar{x}_n\}$.

Question: Determine whether F has a truth assignment such that each clause contains exactly one true literal.

This problem is a well-known NP-complete variant of 3-satisfiability (the problem [LO4] in Ref. [3]).

For a given CNF formula $F(x_1, \dots, x_n)$ with n variables and m clauses, we use $4n + 1$ Kaboozle cards as follows. **Figure 4** shows an example of the reduction for $F(x_1, x_2, x_3) = (x_1 \vee x_2 \vee x_3) \wedge (\bar{x}_1 \vee x_2 \vee x_4) \wedge (\bar{x}_2 \vee x_3 \vee \bar{x}_4)$. Each gray area is a hole in the card, each black line is a fragment of the unique path, and the black circles are the endpoints of the unique path.

Top card: One *top* card is placed at the top of the shuffle pattern, and it represents m clauses. On the top card, two endpoints of the unique path are drawn, and each clause is represented by a hole in the card. Each hole has two dimples corresponding to the borders of the path and that will be extended to one of three possible directions by the literal cards described below.

Literal card: We use $2n$ literal cards. Here, the index i with $1 \leq i \leq n$ is used to represent the i th variable, and the index j with $1 \leq j \leq m$ is used to represent the j th clause. Each card represents either x_i or \bar{x}_i . We make m gadgets on the card for the variable x_i as follows.

If neither x_i nor \bar{x}_i appear in clause c_j , the card x_i has a hole at that place. Hence this card has no influence at that place of the clause c_j .

If x_i appears in clause c_j , the card x_i has a part of the path at that place. According to the position (first, second, or third literal) in the clause, the path is depicted at top, center, or bottom, respectively, as shown in Fig. 4.

If \bar{x}_i appears in clause c_j , the card x_i has a *cover area* of the path at that place. This white area covers the corresponding path drawn on the literal card \bar{x}_i , as shown in Fig. 4.

Each literal card \bar{x}_i is symmetric to the literal card x_i , and hence omitted.

Blank card: We use $2n$ blank cards depicted in Fig. 4. They will be used to join literal cards and the top card. They have no influence on the appearance of the literal cards.

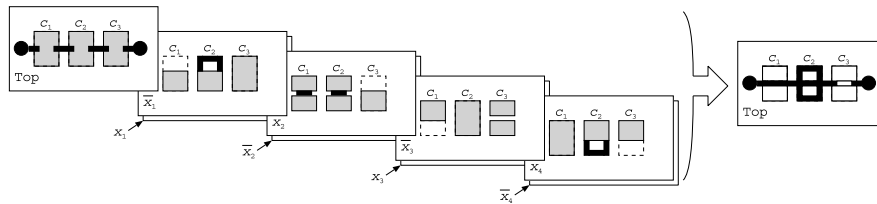


Fig. 5 For $F(x_1, x_2, x_3) = (x_1 \vee x_2 \vee x_3) \wedge (\bar{x}_1 \vee x_2 \vee x_4) \wedge (\bar{x}_2 \vee x_3 \vee \bar{x}_4)$, a wrong ordering of the cards that corresponds to a wrong assignment $x_1 = 0, x_2 = 1, x_3 = 0,$ and $x_4 = 1$. For this assignment, the first clause c_1 contains one true literal, the second clause c_2 contains three true literals, and the third clause c_3 contains no true literal.

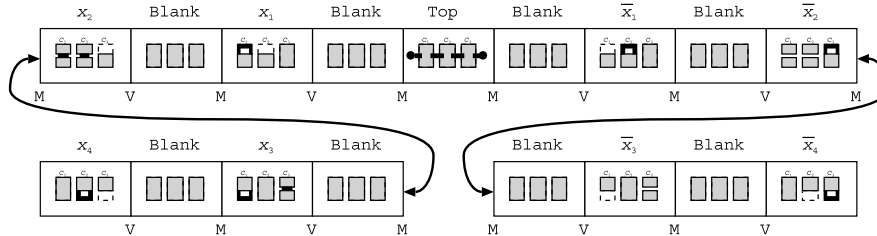


Fig. 6 The cards joined in a strip.

We first show that generalized Kaboozle is NP-complete, without requiring a strip folding.

Theorem 2 Generalized Kaboozle is NP-complete, even if we forbid reflection and rotation.

That is, it is NP-complete if we only consider the ordering of the cards.

Proof. We use the top card and $2n$ literal cards. Make the cards asymmetric, e.g., by shifting the gadgets on each card a little, to forbid reflecting or rotating the cards (if that is allowed). Clearly, the reduction can be done in a polynomial time.

Because of the pictures of the endpoints of the unique path, the top card must be on top. It is not difficult to see that card x_i has no influence on cards x_j and \bar{x}_j if $i \neq j$. Hence it is sufficient to consider the ordering between each pair x_i and \bar{x}_i for $i = 1, 2, \dots, n$.

Suppose $F(x_1, \dots, x_n)$ has a solution, that is, each clause c_j contains exactly one true literal ℓ_i^j . Then the corresponding literal card activates one of three fragments of the path incident to the hole representing c_j in the top card. To activate the fragment, the literal card ℓ_i^j appears before the literal card $\bar{\ell}_i^j$ in stacking order. In this case, the literal card ℓ_i^j activates the fragments in the clauses c_j that contain the literal ℓ_i^j , and the card also covers the literal card $\bar{\ell}_i^j$ which deactivates the fragments on the literal card $\bar{\ell}_i^j$.

When a clause c_j contains two or three true literals, the path is ruined by two or three fragments. On the other hand, if c_j contains no true literal, the path is disconnected.

For example, consider the (wrong) assignment $x_1 = 0, x_2 = 1, x_3 = 0,$ and $x_4 = 1$ for $F(x_1, x_2, x_3, x_4)$ from Fig. 4, as shown in Fig. 5. According to the assignment, we put the card \bar{x}_1 over the card x_1 , the card x_2 over the card \bar{x}_2 , and so on. Then, the card \bar{x}_1 covers the parts of the path on the card x_1 , the card x_2 covers the parts of the path on the card \bar{x}_2 , and so on. Any two cards corresponding to different variables can be stacked in any order. For example, we can arrange “top”, $\bar{x}_1, x_1, x_2, \bar{x}_2$; “top”, $\bar{x}_1, x_2, \bar{x}_2, x_1$; or “top”, $\bar{x}_1, x_2, x_1, \bar{x}_2$; and so on. For this assignment, the clause $c_1 = (x_1 \vee x_2 \vee x_3)$ satisfies the condition of the 1-in-3 SAT

because only x_2 is true. Hence the hole corresponding to c_1 in the top card is filled and the path is joined properly. On the other hand, all literals are true in the clause c_2 , and no literal is true in the clause c_3 . Hence the hole corresponding to c_2 produces loops and the path is disconnected at the hole corresponding to c_3 .

Therefore, the two endpoints of the path on the top card are joined by one simple path if and only if each c_j contains exactly one true literal. ■

We now turn to the main theorem.

Theorem 3 Generalized Kaboozle is NP-complete even in a strip with a fixed mountain-valley pattern.

That is, it is NP-complete if all cards are joined and hence reflection and rotation are inhibited and the ordering is strongly restricted.

Proof. We use the top card, $2n$ literal cards, and $2n$ blank cards. We join these cards into a strip as “ x_n -b- \bar{x}_{n-1} -b- \dots -b- x_2 -b- x_1 -b-top-b- \bar{x}_1 -b- \bar{x}_2 -b- \dots -b- \bar{x}_{n-1} -b- \bar{x}_n ,” where “b” means a blank card. Figure 6 shows the example from Fig. 4. We glue the blank cards upside down, which will be reflected by folding to unit length. The mountain-valley pattern is the shuffle pattern of length n ; that is, the creases on both sides of the top card are mountain, and from there, the other creases are defined to form two pleats of length n .

Now, the left pleat of the top card makes the sequence of x_i s, and the right pleat makes the sequence of \bar{x}_i s. For each pair of x_i and \bar{x}_i , we can choose the ordering between the corresponding cards with an appropriate shuffling. This means that we can assign true or false to this variable. Moreover, thanks to the blank cards between the literal cards, we can arrange the ordering of the cards x_i and \bar{x}_i independently for each i . Hence, by Theorem 2 and the property of the shuffle pattern, the constructed Kaboozle strip with a fixed mountain-valley pattern has a solution if and only if the 1-in-3 SAT has a solution. ■

Carefully checking folded states of a strip of cards, we can observe that the orientation of each card is fixed regardless of the folding pattern. For example, all literal cards in the strip in the

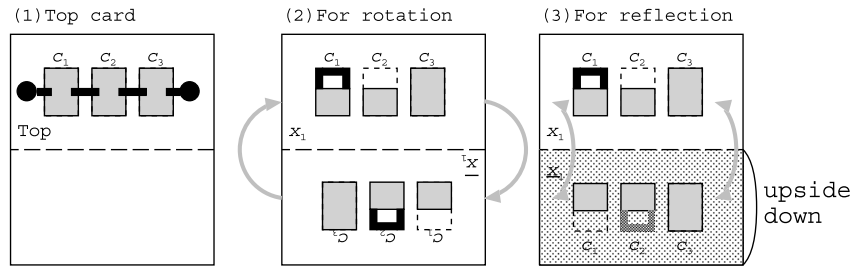


Fig. 7 Gadgets for rotation and reflection.

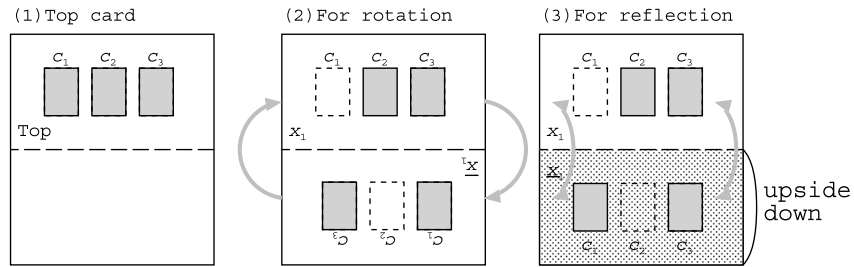


Fig. 8 A silhouette puzzle for a rectangle.

proof of the main theorem are facing up like the top card in any folded state. This orientation is in fact determined by the parity of the position of the card in the strip. That is, the mountain-valley pattern does not matter for the orientation. Using this fact, we can also let the mountain-valley pattern be free. That is, in the strip form, the folding direction is not essential to the difficulty of the puzzle.

Corollary 4 Generalized Kaboozle is NP-complete in the strip form if we do not specify the mountain-valley pattern.

Proof. We use the same strip in the proof of Theorem 3. Even if the mountain-valley pattern is not specified, the top card should be on top; otherwise, the endpoints of the path disappear. Hence both creases bordering the top card are mountains. If the 1-in-3 SAT instance has a solution, the constructed Kaboozle puzzle has a solution by the folding in the proof of Theorem 3. On the other hand, if the Kaboozle puzzle has a solution, we can extract the ordering between x_i and \bar{x}_i for each i with $1 \leq i \leq n$ from the folded state. From these orderings, we can construct the solution to the 1-in-3 SAT instance. ■

By combining gadgets, we can show that generalized Kaboozle is also NP-complete if we allow only either rotation or reflection. Note that we can rotate a card 180° by the combination of a horizontal reflection and a vertical reflection. To forbid this kind of cheating with cards, we restrict the reflection to be vertical.

Theorem 5 Generalized Kaboozle is NP-complete even if the card ordering is fixed (or free), and (1) only 180° rotation of the cards is allowed, or (2) only vertical reflection of the cards is allowed.

Proof. As in the proof of Theorem 2, we prepare the top card and $2n$ literal cards. Now, the top card is enlarged to twice the size of the original cards; see Fig. 7 (1).

Rotation: For each variable x_i , two literal cards x_i and \bar{x}_i are glued so that a 180° rotation exchanges them; see Fig. 7 (2).

Vertical reflection: For each variable x_i , two literal cards x_i and \bar{x}_i are glued so that a vertical reflection exchanges them; see

Fig. 7 (3).

It is easy to see that the ordering of the cards has no influence, except the top card which should be the top, and the resultant Kaboozle has a solution if and only if the 1-in-3 SAT instance has a satisfying truth assignment. ■

In combination with Theorem 2, we can conclude that one of three basic operations (reflection, rotation, and ordering) is enough to make the generalized Kaboozle NP-complete.

As mentioned in the Introduction, the ordering of the cards has no effect in a silhouette puzzle. Along similar lines, we can show that silhouette puzzles are NP-complete even if we allow to use one of two operations.

Theorem 6 Silhouette puzzles are NP-complete even if (1) only 180° rotations of the cards are allowed, or (2) only vertical reflections of the cards are allowed.

Proof. We reduce the regular (not 1-in-3) SAT, mimicking the gadgets in Fig. 7. The top card has one hole per clause, all in the top half of the card (Fig. 8 (1)). As shown in Fig. 8 (2) and Fig. 8 (3), each literal card reverses the top and bottom halves for the true and false literals. The top and bottom sides are rotations or vertical reflections of each other according to the variation. If the literal is true in a clause, the corresponding solid patch totally covers the hole of the clause in the top card. Therefore, the silhouette of the stacked cards is a rectangle (without holes) if and only if the formula is satisfiable. ■

References

- [1] Arkin, E.M., Bender, M.A., Demaine, E.D., Demaine, M.L., Mitchell, J.S.B., Sethia, S. and Skiena, S.S.: When can you fold a map?, *Comput. Geom. Theory Appl.*, Vol.29, No.1, pp.23–46 (2004).
- [2] Cardinal, J., Demaine, E.D., Demaine, M.L., Imahori, S., Ito, T., Kiyomi, M., Langerman, S., Uehara, R. and Uno, T.: Algorithmic Folding Complexity, *Graphs and Combinatorics*, Vol.27, pp.341–351, DOI: 10.1007/s00373-011-1019-0 (2011).
- [3] Garey, M. and Johnson, D.: *Computers and Intractability — A Guide to the Theory of NP-Completeness*, Freeman (1979).
- [4] Lehman, F.H.: Puzzle. U.S. Patent 856, 196 (June 1907).
- [5] Scherphuis, J.: Jaap's Puzzle Page: Transposer/Trixy/Stained (2009), available from <http://www.jaapsch.net/puzzles/trixxy.htm>.

- [6] Sloane, N.J.A.: *The On-Line Encyclopedia of Integer Sequences* (2011), available from (<http://oeis.org/A000136>).
- [7] Slocum, J. and Botermans, J.: *Puzzles Old and New: How to Make and Solve Them*, University of Washington Press (1988).
- [8] Stegmann, R.: Rob's Puzzle Page: Folding — Paper/Card (2010), available from (<http://home.comcast.net/~stegmann/allother.htm#fold-paper>).
- [9] Uehara, R.: Stamp foldings with a given mountain-valley assignment, *ORIGAMI⁵*, CRC Press (2011).
- [10] Umesato, T., Saitoh, T., Uehara, R. and Ito, H.: Complexity of the stamp folding problem, *5th Annual International Conference on Combinatorial Optimization and Applications (COCOA 2011)*, Lecture Notes in Computer Science, Vol.6831, pp.311–321, Springer-Verlag (2011).
- [11] Weinreb, C.R.: Puzzle. International Patent WO 99/15248 (and GB2345645, EP1021227, US5281986) (Apr. 1999), available from (<http://www.jaapsch.net/puzzles/patents/wo9915248.pdf>).



Tetsuo Asano received his B.E., M.E., and Ph.D. degrees from Osaka University, Japan, in 1972, 1974, and 1977, respectively. In 1977 he joined Osaka Electro-Communication University as a lecturer and moved to JAIST (Japan Advanced Institute of Science and technology) in 1997. He is now a professor in School of

Information Science. His research interest includes algorithms and data structures, especially in computational geometry, combinatorial optimization, computer graphics, computer vision using geometric information, and VLSI layout design. He is fellow of ACM (2001), IPSJ (2004), and IEICE of Japan (2010). Currently he is the director of Center for Graduate Education Initiative at JAIST.



Erik D. Demaine received a B.Sc. degree from Dalhousie University in 1995, and M.Math. and Ph.D. degrees from University of Waterloo in 1996 and 2001, respectively. Since 2001, he has been a professor in computer science at the Massachusetts Institute of Technology. His research interests range throughout al-

gorithms, from data structures for improving web searches to the geometry of understanding how proteins fold to the computational difficulty of playing games. In 2003, he received a MacArthur Fellowship as a “computational geometer tackling and solving difficult problems related to folding and bending—moving readily between the theoretical and the playful, with a keen eye to revealing the former in the latter”. He cowrote a book about the theory of folding, together with Joseph O’Rourke (*Geometric Folding Algorithms*, 2007), and a book about the computational complexity of games, together with Robert Hearn (*Games, Puzzles, and Computation*, 2009).



Martin L. Demaine is an artist and mathematician. He started the first private hot glass studio in Canada and has been called the father of Canadian glass. Since 2005, he has been the Angelika and Barton Weller Artist-in-Residence at the Massachusetts Institute of Technology.

Both Martin and Erik work together in paper, glass, and other material. They use their exploration in sculpture to help visualize and understand unsolved problems in mathematics, and their scientific abilities to inspire new art forms. Their artistic work includes curved origami sculptures in the permanent collections of the Museum of Modern Art (MoMA) in New York, and the Renwick Gallery in the Smithsonian. Their scientific work includes over 60 published joint papers, including several about combining mathematics and art.



Ryuhei Uehara received his B.E., M.E., and Ph.D. degrees from the University of Electro-Communications, Japan, in 1989, 1991, and 1998, respectively. He was a researcher in CANON Inc. during 1991–1993. In 1993, he joined Tokyo Woman’s Christian University as an assistant professor. He was a lecturer during 1998–

2001, and an associate professor during 2001–2004 at Komazawa University. He moved to Japan Advanced Institute of Science and Technology (JAIST) in 2004, and he is now a professor in School of Information Science. His research interests include computational complexity, algorithms and data structures, and graph algorithms. Especially, he is engrossed in computational origami, games and puzzles from the viewpoints of theoretical computer science. He is a member of EATCS, ACM, and IEEE.